

NEW YEARS


writing activities




NEW YEARS

writing activities


Writing craft with easy cut lines!



Glue Half Writing Sheet Here



Glue Half Writing Sheet Here



Glue Half Writing Sheet Here




Glue Half Writing Sheet Here



NEW YEARS

writing activities

Sentence strip party hats with easy cut lines!



Dear Teacher,

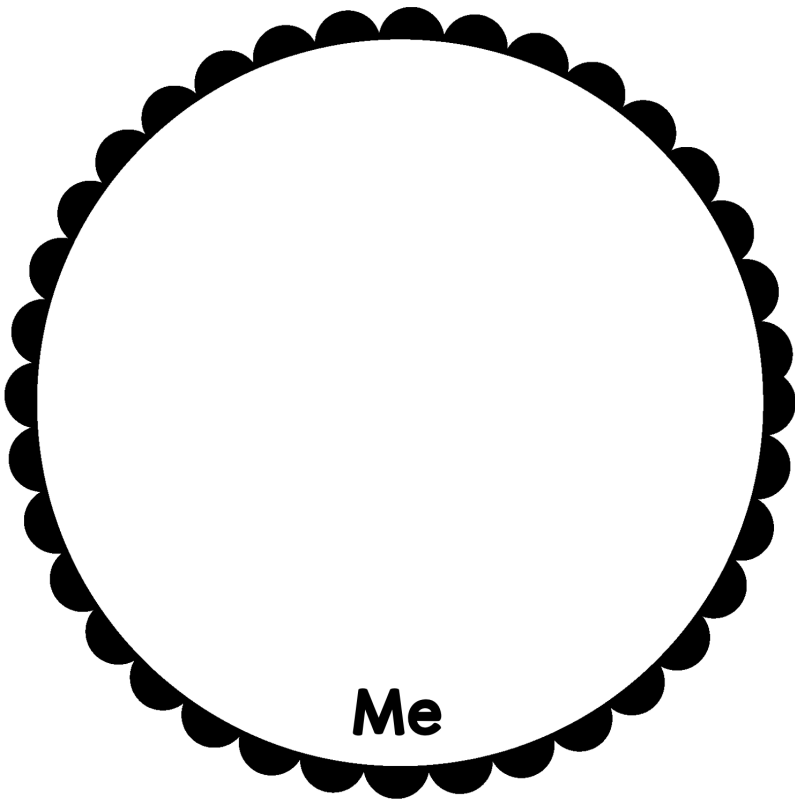
Thank you for purchasing this New Year's Activity Pack. Feel free to use any of these pages as needed. For my students, I will integrate this unit into their Writer's Workshop. We have included graphic organizers and templates that can precede the writing prompts. This helps students generate ideas and organize information so they can write about it on their rough and final draft. I also kept the writing kids at the end, because I will have my students use that as their final copy. For students that have more to write, just layer the papers and staple them together. If you have any additional questions about this resource, please feel free to email us.

Emily and Team Education to the Core

"

"

Reflections



My best buds:

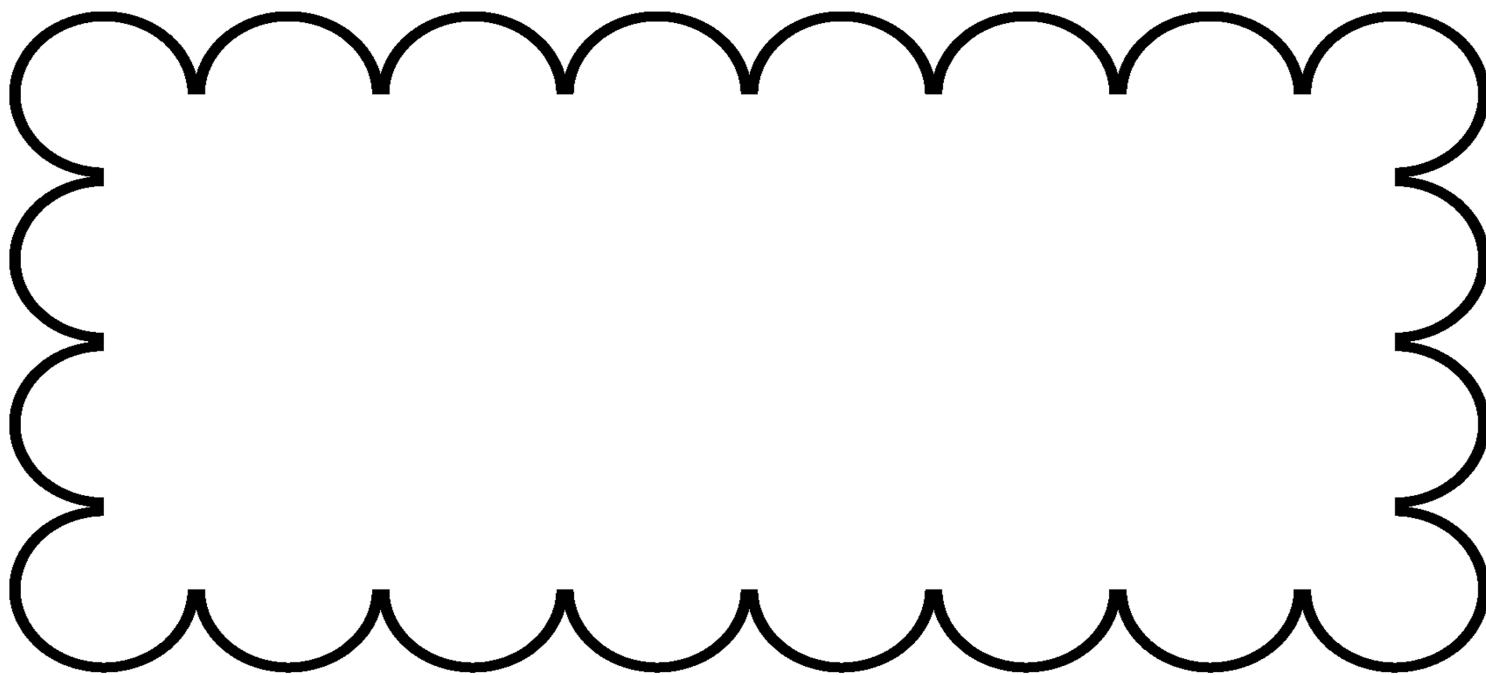
My favorite subject:

My favorite book:

I accomplished

My proudest moment was

The funniest moment was



Draw a picture of yourself in _____.




_____ was a great year!

Write about your year in _____.



Handwriting practice area consisting of multiple sets of horizontal lines. Each set includes a solid top line, a dashed middle line, and a solid bottom line.

Will Be a Great Year!

Write down four things you plan to do in _____ .



Me in _____ !



In , I

will

can

hope

Blank box for writing the first example sentence using the word "will".

Blank box for writing the second example sentence using the word "can".

Blank box for writing the third example sentence using the word "hope".

Blank box for writing the first independent sentence using the word "will".


Blank box for writing the second independent sentence using the word "can".

Blank box for writing the third independent sentence using the word "hope".

Blank box for writing the fourth independent sentence using the word "will".

Blank box for writing the fifth independent sentence using the word "can".

Blank box for writing the sixth independent sentence using the word "hope".



Draw a picture of yourself in _____.

will be a great year!

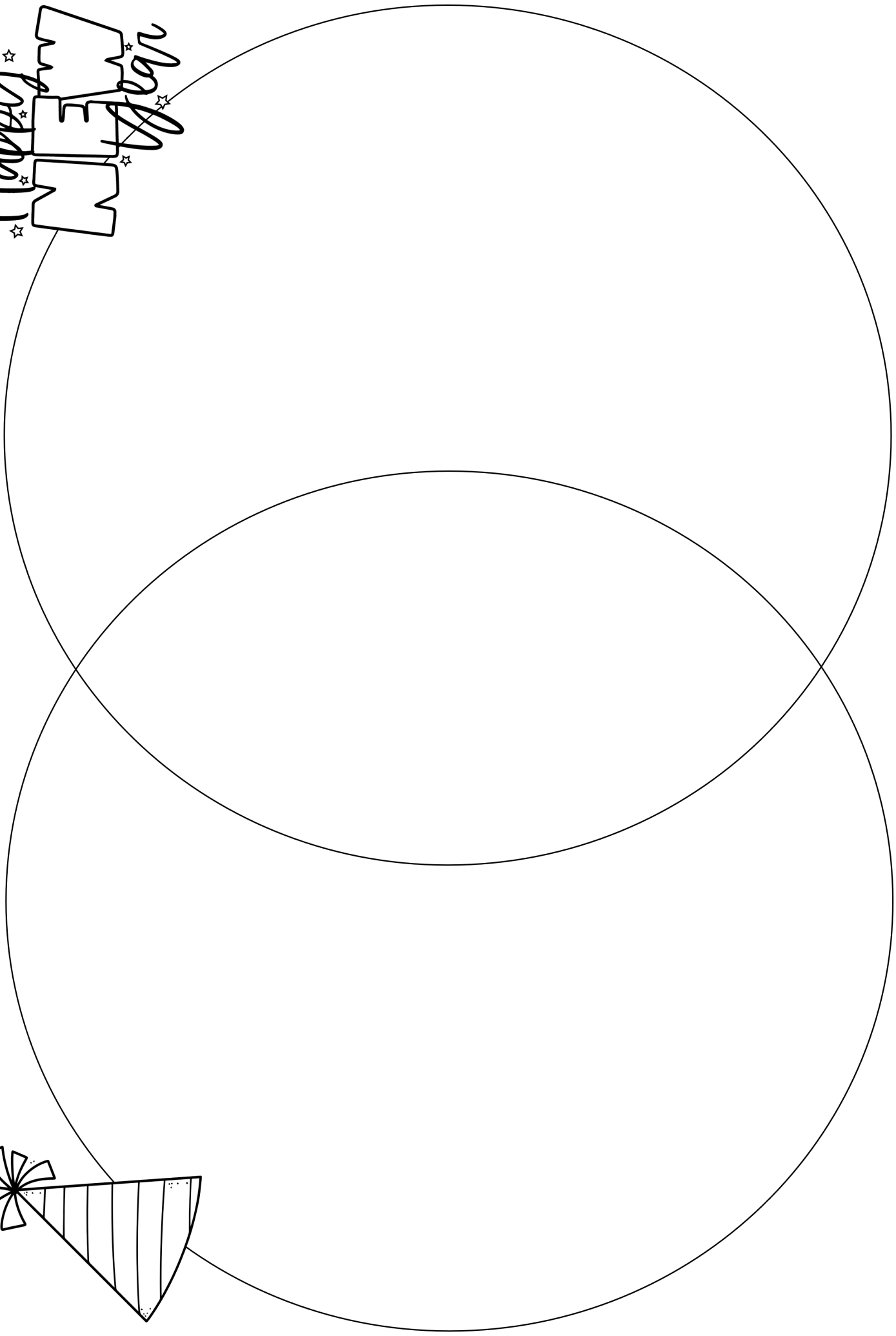
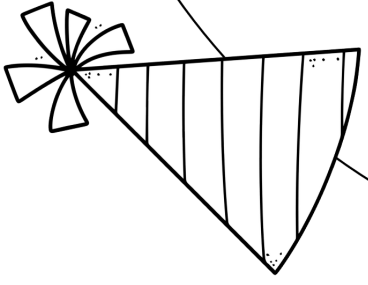
Write about your plans for _____.

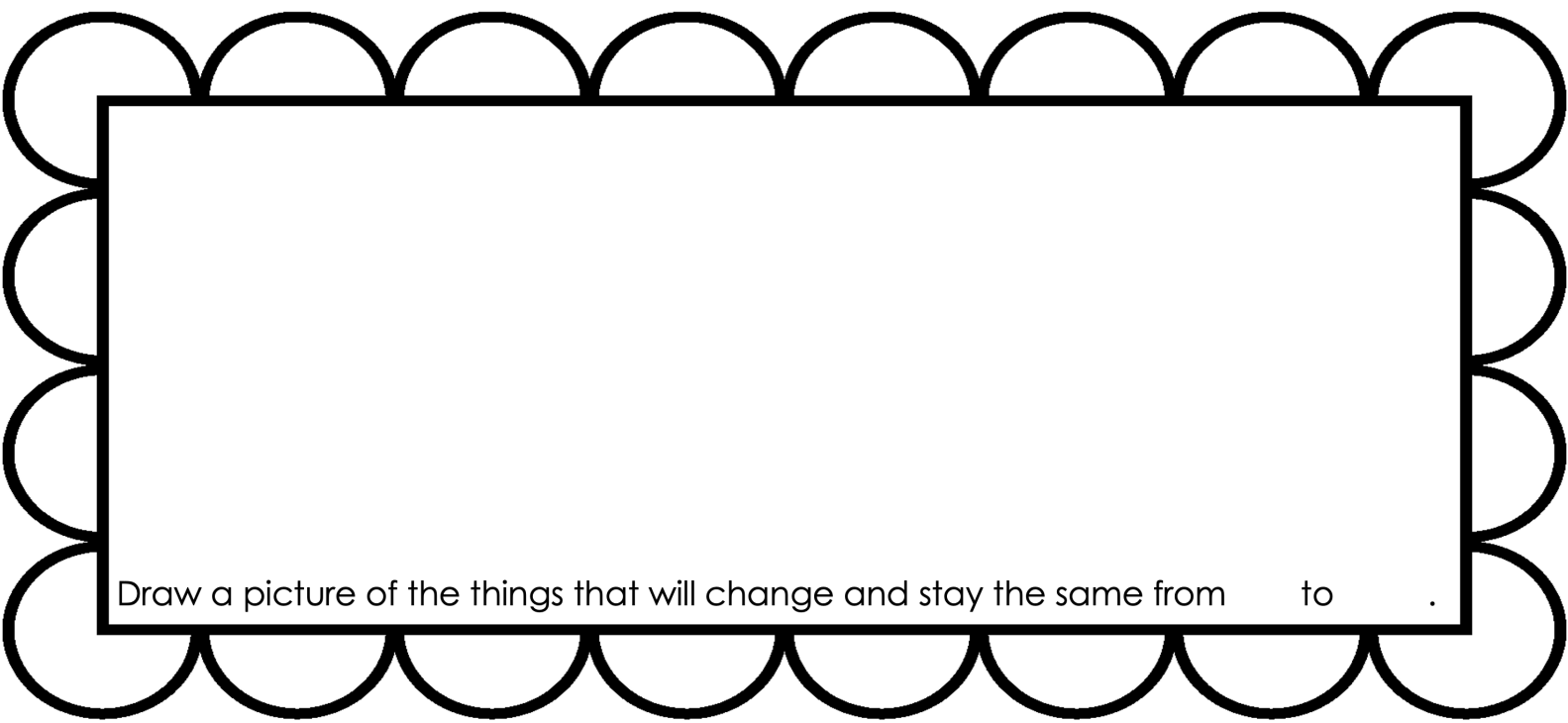
Handwriting practice area consisting of multiple sets of horizontal lines. Each set includes a solid top line, a dashed middle line, and a solid bottom line.

Name:

Compare and contrast last year and the new year.

Happy
NEW
Year





Draw a picture of the things that will change and stay the same from _____ to _____ .

Write about the things that will change and the things that will stay the same from _____ to _____ .

Four sets of primary writing lines, each consisting of a solid top line, a dashed middle line, and a solid bottom line.

Directions: Give each student one and cut and paste onto kid templates.

EDUCATION TO THE CORE

EDUCATION TO THE CORE


Directions: Give each student one and cut and paste onto kid templates. (Dotted lines)

This template contains four sets of horizontal lines for handwriting practice. Each set consists of a solid top line, a dashed middle line, and a solid bottom line. The sets are arranged vertically with equal spacing between them.


EDUCATION TO THE CORE


This template contains four sets of horizontal lines for handwriting practice. Each set consists of a solid top line, a dashed middle line, and a solid bottom line. The sets are arranged vertically with equal spacing between them.

EDUCATION TO THE CORE

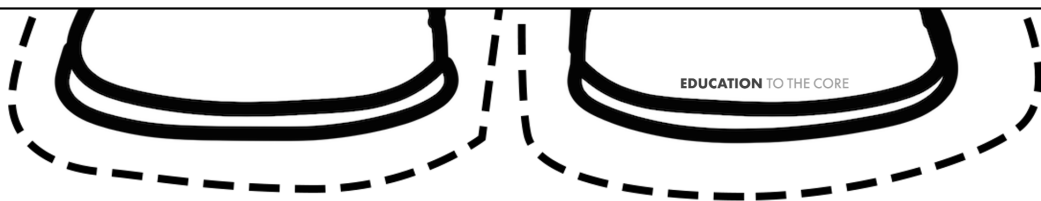



Glue Half Writing Sheet Here



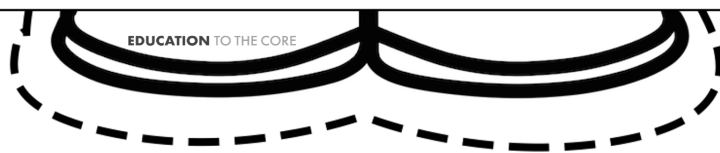



Glue Half Writing Sheet Here



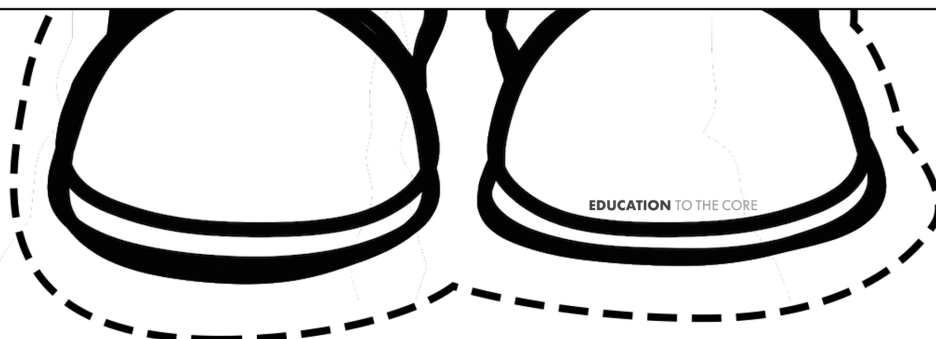



Glue Half Writing Sheet Here






Glue Half Writing Sheet Here






Glue Half Writing Sheet Here






Glue Half Writing Sheet Here






Glue Half Writing Sheet Here







Glue Half Writing Sheet Here





Glue Half Writing Sheet Here






Glue Half Writing Sheet Here



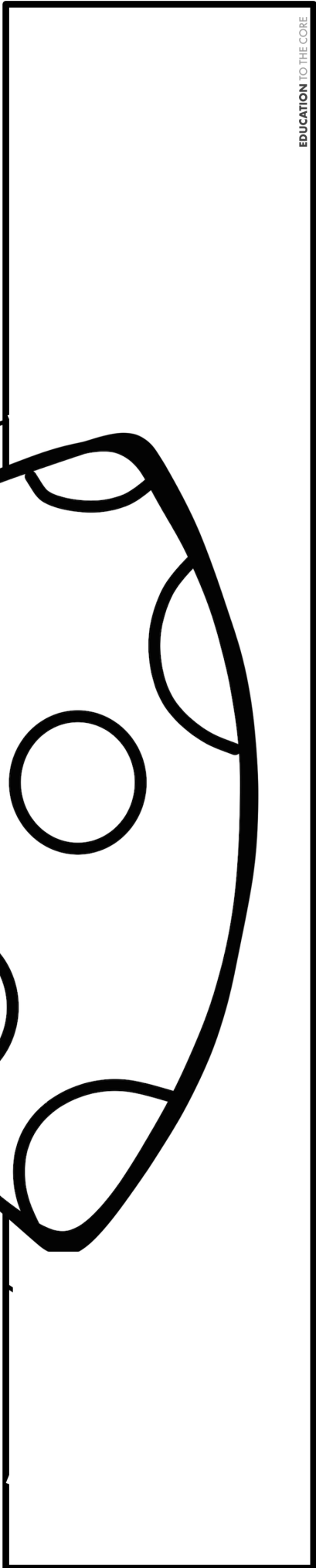

Directions: Cut and glue to sentence strip.




Directions: Cut and glue to sentence strip.




Directions: Cut and glue to sentence strip.




Directions: Cut and glue to sentence strip.




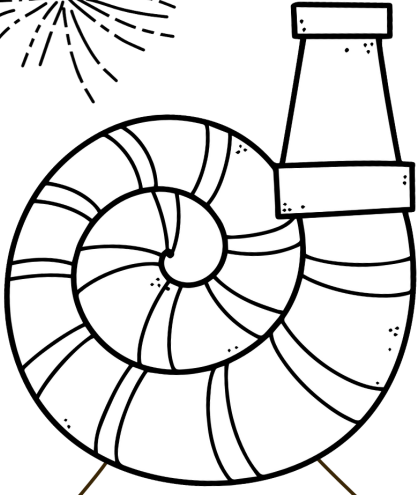
_____'s New Year Resolutions




I will help




I will read




I will learn





I will try




I will visit




I will stop




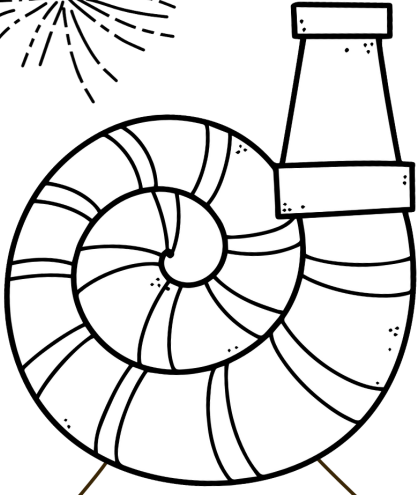
_____'s New Year Resolutions




I will help




I will read



I will learn




I will try




I will visit




I will stop




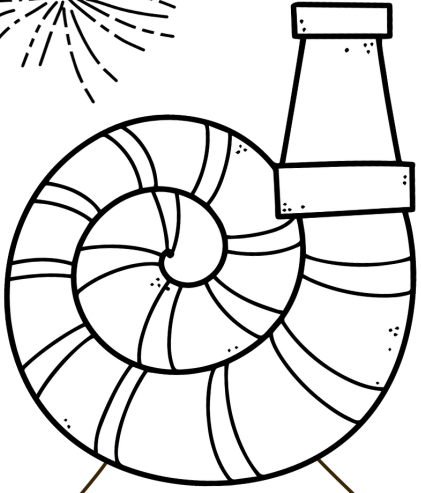
_____'s New Year Resolutions




I will help




I will read




I will learn






I will try




I will visit




I will stop




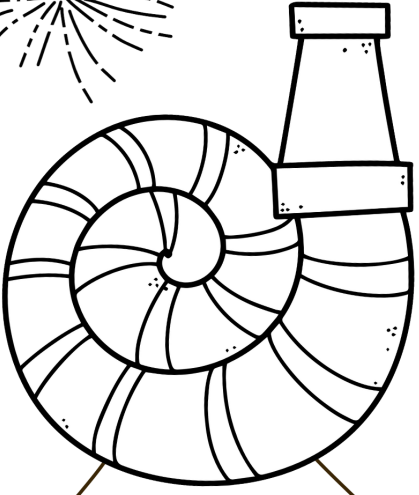
_____ 's New Year Resolutions




I will help




I will read




I will learn






I will try



I will visit



I will stop



I will visit

I will stop

I will try

I will help

I will read

I will learn

_____ 'S

New Year Resolutions

Directions: Before the ball drops, make your new year resolutions in each shimmer!

Thank you for downloading this resource!

TERMS OF USE

Thank you for your purchase! By purchasing this resource, you are agreeing that the contents are the property of Emily Garcia and licensed to you only for classroom/personal use as a single user. I retain the copyright and reserve all rights to this product.

YOU MAY:

- Use items (free and purchased) for your own classroom students, or your own personal use.
- Reference this product in blog posts, at seminars, professional development workshops, or other such venues PROVIDED there is both credit given to myself as the author and a link back to my TPT store is included in your post/presentation.
- Distribute and make copies of free items only to other teachers PROVIDED there is credit given to Emily Garcia and a link back to my TPT store.

YOU MAY NOT:

- Claim this work as your own, alter the files in any way, or remove/attempt to remove the copyright/watermarks.
- Sell the files or combine them into another unit for sale/free.
- Post this document for sale/free elsewhere on the internet. (This includes Google Doc links on blogs.)
- Make copies of purchased items to share with others is strictly forbidden and is a violation of the Terms of Use, along with copyright law.
- Obtain this product through any of the channels listed above. Thank you for abiding by universally accepted codes of professional ethics while using this product.



Let's Get Connected

[BLOG](#)
[TPT STORE](#)
[FACEBOOK](#)
[1ST GRADE FACEBOOK GROUP](#)
[INSTAGRAM](#)
[PINTEREST](#)

Subscribe to the Email List

Come and enjoy all that Education to the Core has to offer by subscribing to the email list. You will get updates, freebies, and ideas that is exclusive to only email subscribers!

[Click here to join the list!](#)

Graphics By:

